

Ecology Building Society

7 Belton Road
Silsden
Keighley
West Yorkshire
BD20 0EE

DATE OF PRE-AUDIT CALL: 6/3/17

DATE OF AUDIT: 8/3/17

AUDITOR: Becky Taylor

AUDITEE: Chris Rickerby

NEXT REVIEW DATE: Feb 2018

NEXT AUDIT DATE: March 2018

RE: Ecology Building Society iiE 'Green' Award 2017

We are happy to announce that you have achieved '**Green Level**' accreditation for the 3rd successive year and are proud to continue to have you on board as one of our accredited members.

Green level accreditation is the highest achievable level within Investors in the Environment (iiE) and it consists of a wide range of criteria being met, which demonstrate a sustained commitment and systematic approach to reducing the environmental impacts of your organisation. This includes demonstrating a minimum 2% improvement in resource efficiency over agreed baseline figures for the key resources used by your organisation: - gas, electric and water as well as three other resources. In addition to this the Green level requires other essential criteria to be met: - having a recycling system in place, adopting a travel plan, and measuring your carbon footprint. Three 'essential actions' must also be adopted (or completed if discrete actions). Meeting the high-level criteria required sets you apart from other organisations and the work you've done has the potential to inspire others to make positive changes in their organisations. By qualifying for the top level Green award, you will be classed as a green leader and help to set the standard for the environment amongst businesses.

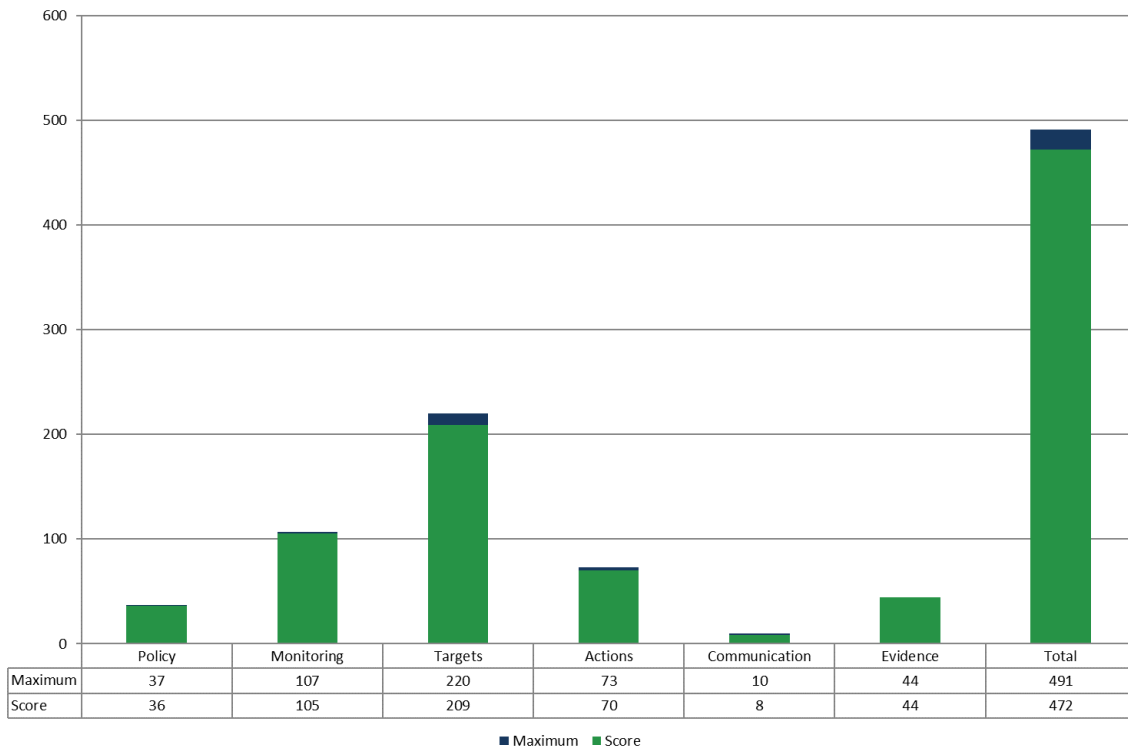
Scope

The scope of this audit and accreditation is for, and includes data for the Belton Road site and is based on documentation provided prior to and during a site audit carried out at the on the 8th March 2017 hosted by Chris Rickerby

Overview:

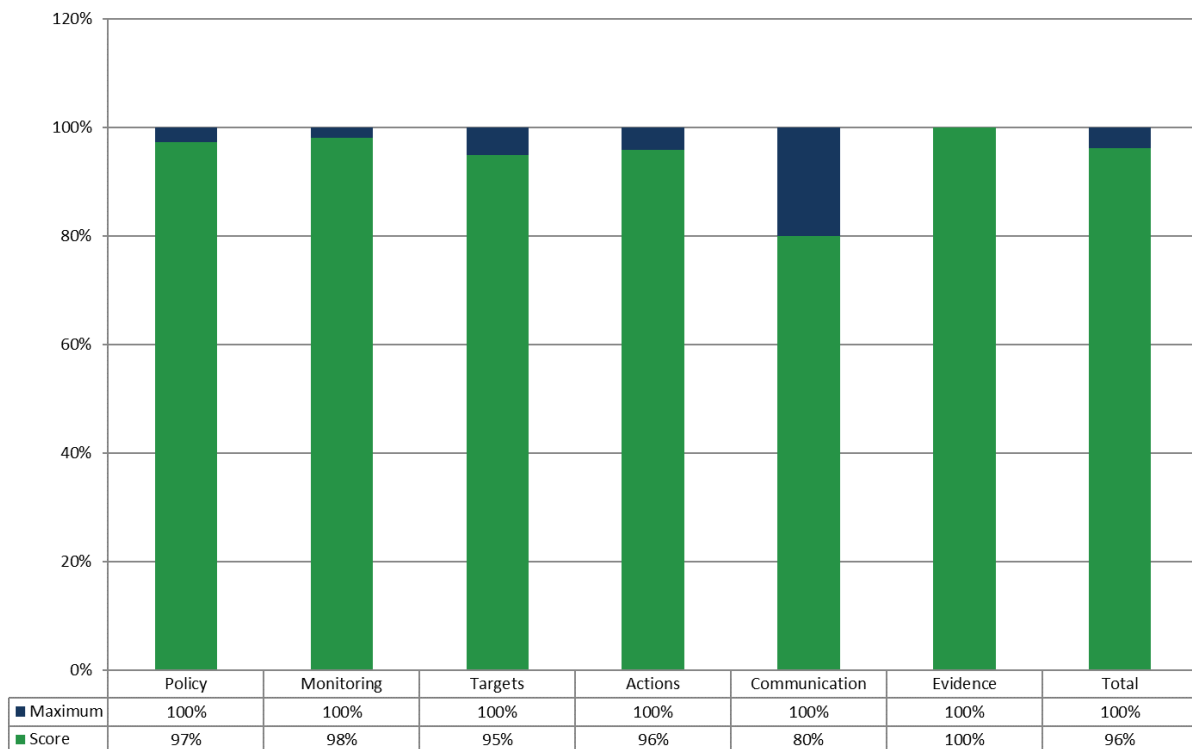
Stages 1 to 6 have been passed.

iiE CRITERIA SCORE CHART



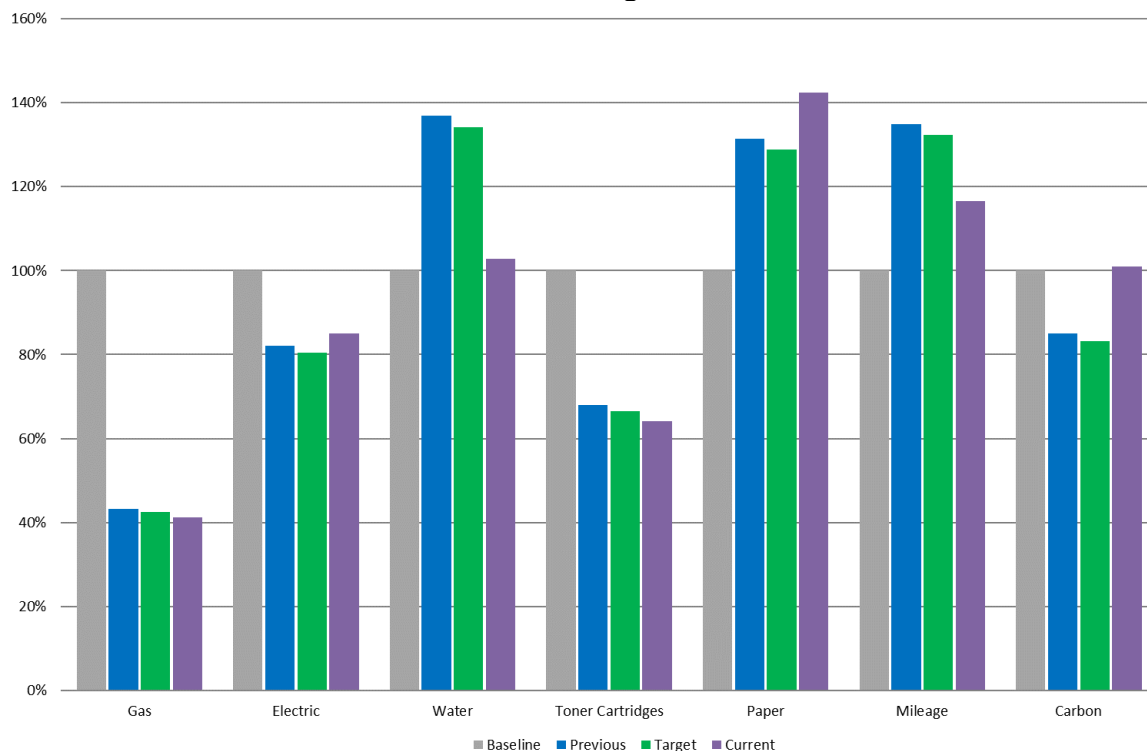
- Achieved 96% overall success rate, which is an excellent achievement. All areas achieved above 80% with Section(s) Evidence and Monitoring achieving the highest at 100% and 98% respectively.

iiE CRITERIA SCORE PERCENTAGE CHART



Resources measured: Gas, Electricity, Water, Toner Cartridges, Paper, Mileage, and Carbon.

'RESOURCE % COMPARISON CHART – 'Absolute' figures



Note: Absolute figures do not take into account the increase in business, and are therefore not an accurate representation of resource efficiency. To show this 'normalised' data has been used against the number of staff (Metric 1)

Key Figures:

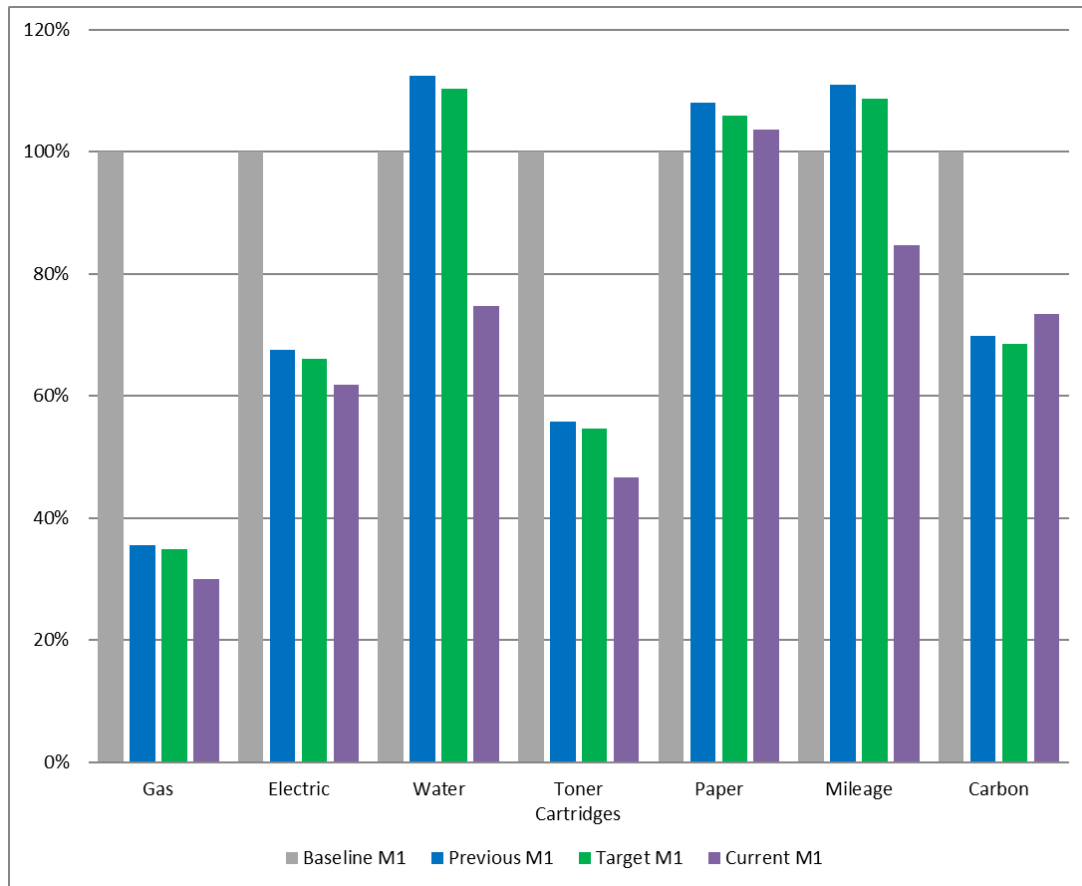
'Absolute' reductions to baseline of:

- Gas -58.82%
- Electric -14.94%
- Toner Cartridges -35.85%

'Absolute reductions to previous year of:

- Gas -4.86%
- Water -24.87%
- Toner Cartridges -5.56%
- Mileage -13.64%

NORMALISED RESOURCE % COMPARISON CHART – ‘Per Head’



Key Figures:

‘Normalised’ reductions per head to baseline of:

- Gas -70.05%
- Electric -38.14%
- Water -25.21%
- Toner Cartridges -53.34%
- Mileage -15.24%
- Carbon -26.56%

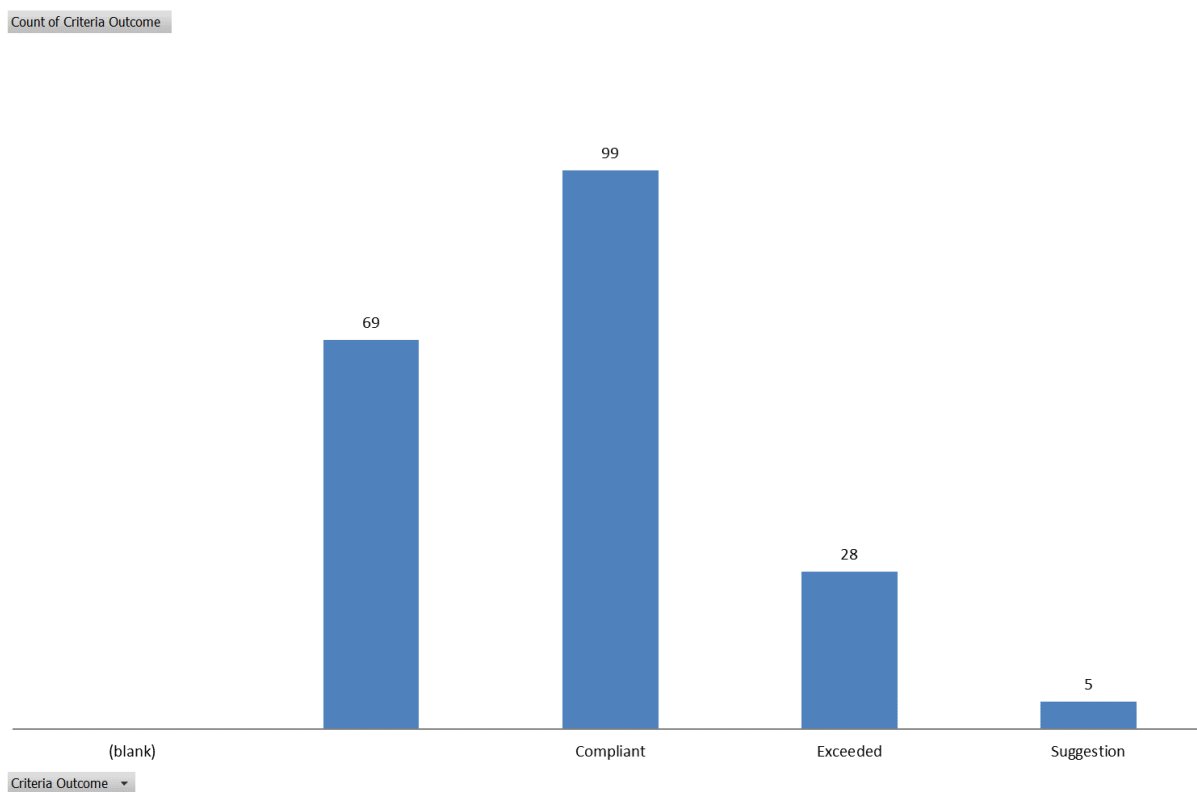
‘Normalised’ reductions to previous year of:

- Gas -15.83%
- Electric -8.34%
- Water -33.53%
- Toner Cartridges -16.44%
- Paper -4.13%
- Mileage -23.59%

Additional actions involving Staff or Environmental Projects were:

- Renewable electricity by Ecotricity (gas to be moved in 2017);
- Printer paper and envelopes are made from FSC certified and recycled paper.
- Upgraded sustainable purchasing policy put into place 2016;
- Refurbish to LED lighting throughout the building completed 2016;
- Plug in electric car charge points are made available to members during working hours;
- Charitable donation and support of International development 'Practical Action' charity through staff and members; Ecology B.S Charitable Foundation continues to make donations to appropriate community projects;
- Comprehensive CSR Policy in place.
- Carbon offsetting scheme in place for emissions by EBS.

iiE CRITERIA OUTCOME CHART



Strong points/ Commendation:

- Excellent resource reductions achieved per head to baseline and the previous years figures
- A wide and varied range of additional environmental and staff projects
- A comprehensive Environmental and CSR policy both documented and embedded into the Company ethos

Major non-compliances:

None;

Minor non-compliances:

None;

*please see suggestion points below, as they can possibly turn into minors over time if they aren't addressed.

Exceeded points (in addition to the resource reductions previously stated):

Section 1 Environmental Policy

Ref

- 1.2 Has it been signed by Senior Management?
Signed by Paul Ellis Chief Executive. Senior Management instigated long term reduction strategy. Ethics and sustainability are at the heart of the business, driven from the top down.
- 1.4 Is it relevant to current business practices?
Policy covers the activities, organisation and wider influence of the society. The policy is backed up by a comprehensive CSR policy
- 1.5 Does it commit to reducing the environmental impact of the business?
Commitment to reducing environmental impact included within the background of a company sustainability strategy
- 1.8 Is it available to all staff -e.g. displayed on a notice board, accessible via intranet, part of staff handbook?
Displayed on kitchen noticeboard and available on company drives. Suggest that a copy of the latest version is included on the website along with other policies and relevant documents. The company website details environmental ethics and sustainability in its own section which mirrors the content of the formal policy.

Section 2 Measuring resource use

Ref

- 2.1 Have the resources used and measurement technique been explained?
Within resource monitoring spreadsheet. Building has been built and designed to a high environmental specification and impact assessment of resource usage is understood at a high level

Section 4 Action Plans

Ref

- 4.1 Do you have an action plan in place for each resource?
Specific resource related action plans and a long-term reduction strategy, digitalisation strategy and Risk Register are all action plans.
- 4.6 Well documented actions planned / undertaken
- 4.7 Do you have a recycling system in place?
Strong structure of recycling in place within the organisation. More recycling and waste streams have been segregated during the last year and the recycling program expanded to include paper, card, food waste, some plastic products e.g. yoghurt pots, glass, batteries, IT equipment, furniture and garden waste.
- 4.11 Does the plan/policy include all significant environmental impacts of business transport?
Although not a large document, the travel plan is clearly understood within the organisation and has actions in place (cycle to work scheme and electric car charge points)
- 4.13 Does the carbon footprint include all significant environmental impacts of business.
The carbon footprints are carried out by Small world Consulting and include business and commuting mileage, rail and flight, Energy (from meter readings only), gas, water, office consumable and catering. The company maintains carbon footprint data going back to 2012, however it was recently decided that the historical data was not fully accurate and the data was revised to be more comprehensive for 2014 and 2015.
- 4.15 Numerous staff and environmental projects completed with significant impact.

Suggestion points:

Section 1 Environmental Policy

Ref

- 1.8 Availability of Environmental Policy
Suggest that a copy of the latest version is included on the website along with other policies and relevant documents. The company website details environmental ethics and sustainability in its own section which mirrors the content of the formal policy.

Section 2 – Resource Measuring

Whilst the Company currently complies with iiE Green requirements for resource monitoring it may be of benefit to the business as well as increasing the robustness of their ongoing iiE accreditation to consider monitoring a resource associated with the core business of the Company such as Energy performance of buildings enabled by the mortgages that the company provides and as discussed at audit.

Section 4 Additional Actions

Ref

- 4.13 Does the carbon footprint include all significant environmental impacts of business.
It wasn't clear whether figures for electricity generated on site have been included in the carbon footprint calculations.
- 4.14 What carbon savings have you made this year?
absolute' carbon emissions have increased due to changes in reporting method and increase in the business
- 4.10 Levels of sustainable travel are not currently measured within the business

Section 3 Targets

Ref

- 3.4.5 Paper Target has not been met - 3.64% per head increase in use to baseline
- 3.5.7 Carbon Target has not been met - 5.15% per head increase in use against previous year along with 'actual' increase in carbon emissions produced. N.B This normalisation metric is NOT USED by small world consulting who carry out the official carbon footprint report

Section 5 Progress Reporting and Communication

Ref

- 5.1 Do you present progress (a minimum of) twice a year to senior management and staff? No
Formal reporting is conducted annually to the board. Quarterly reviews take place with the Financial Director and suggest that iiE reporting could be included with this.

Evidence seen:

- Environmental Policy, CSR Policy and Purchasing Policy Documents
- Carbon Calculations
- Resource monitoring spreadsheets
- Email communications
- Society newsletter
- Recycling and waste bins and associated waste transfer notes
- Action Plan document and Risk Register
- Site tour including gardens and wildlife/allotment area
- Gas, electric and water meters and input/output meter from PV/SV

Summary:

The Ecology Building Society continues to demonstrate its ongoing commitment to sustainability and the environment which is at the core of its business ethos. The Green Champion demonstrates good knowledge of the company's' performance and how this impacts on the overall environmental performance, and this is evidenced by the excellent resource savings that have been achieved both to baseline values as well as to the previous years performance.

If you would like to discuss the report, please contact the auditor.

Becky Taylor

Investors in the Environment
15 Town Hall
St Georges Street
Hebden Bridge
HX7 7BY

T: 01422 417371
M: 07980600476
E: becky.taylor@iie.uk.com